



RENEWING THE ROUGHEST ROADS

Rugged, American-Made Asphalt Patchers



Hook-Lift
page 6

Slide-In
page 7

Truck
page 4

Trailer
page 8

OUR LEGACY

For nearly five decades, Thermo-Lay has equipped road crews to achieve exceptional results when fixing failed asphalt and patching utility cuts.

Designed for durability, our machines maximize your uptime and keep your cost-of-ownership low. Responsive regional support ensures parts, service and training are never far away. And with hundreds of units hard at work daily, you can be confident Thermo-Lay will keep your team safe and productive—whether you run a single crew or a full fleet.

47 YEARS
in business

60-90 DAYS
delivery time

560+ UNITS
built to date

OUR CUSTOMERS

Organizations of all kinds trust Thermo-Lay to maintain roadways, parking lots, and other asphalt surfaces:

- **Government**
 - Departments of Public Works (*Muni*)
 - Streets Departments (*Muni*)
 - Roads & Bridges (*County*)
 - Highway Departments (*Rural*)
 - Departments of Transportation (*State*)
 - Water Departments (*Muni*)
- **Utility Contractors**
- **Paving Contractors**



OUR PASSION

At Thermo-Lay, we believe the best way to fix asphalt is with asphalt.

Our machines give you full capability to:

- Maintain optimum asphalt temperature,
- Cut away and dispose of dead asphalt,
- Clear debris and weeds,
- Prep road bedding,
- Dispense, spread, and compact asphalt,
- Seal repaired areas, and
- Clean work sites and tools when done.



OUR VALUES

With every Thermo-Lay machine we build, our guiding principles are:


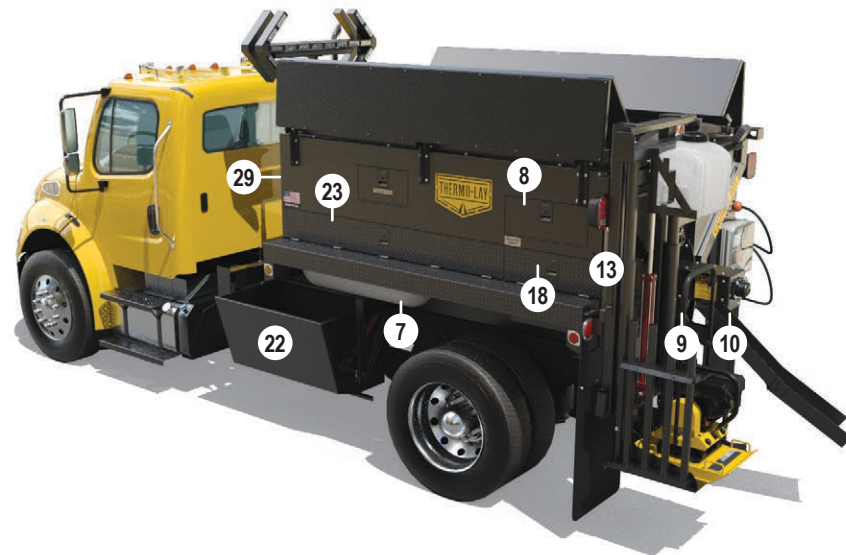
- **Safety:** We take every precaution to protect the crews that maintain our critical transportation infrastructure.
- **Simplicity:** We make it easy for crews to stay productive and efficient.
- **Durability:** We strive to minimize downtime and cost-of-ownership.



WHAT MAKES IT A THERMO-LAY?

With a design that's been refined for nearly half a century to meet the industry's evolving needs, Thermo-Lay machines are perfectly equipped to empower your crews out in the field.

A full complement of safety and productivity features means you get more done with less worry. State-of-the-art CAN bus controls grant access to every function and enhance reliability. And with available options and customizations, you can be confident your Thermo-Lay machine will streamline your processes and workflows starting on day one.



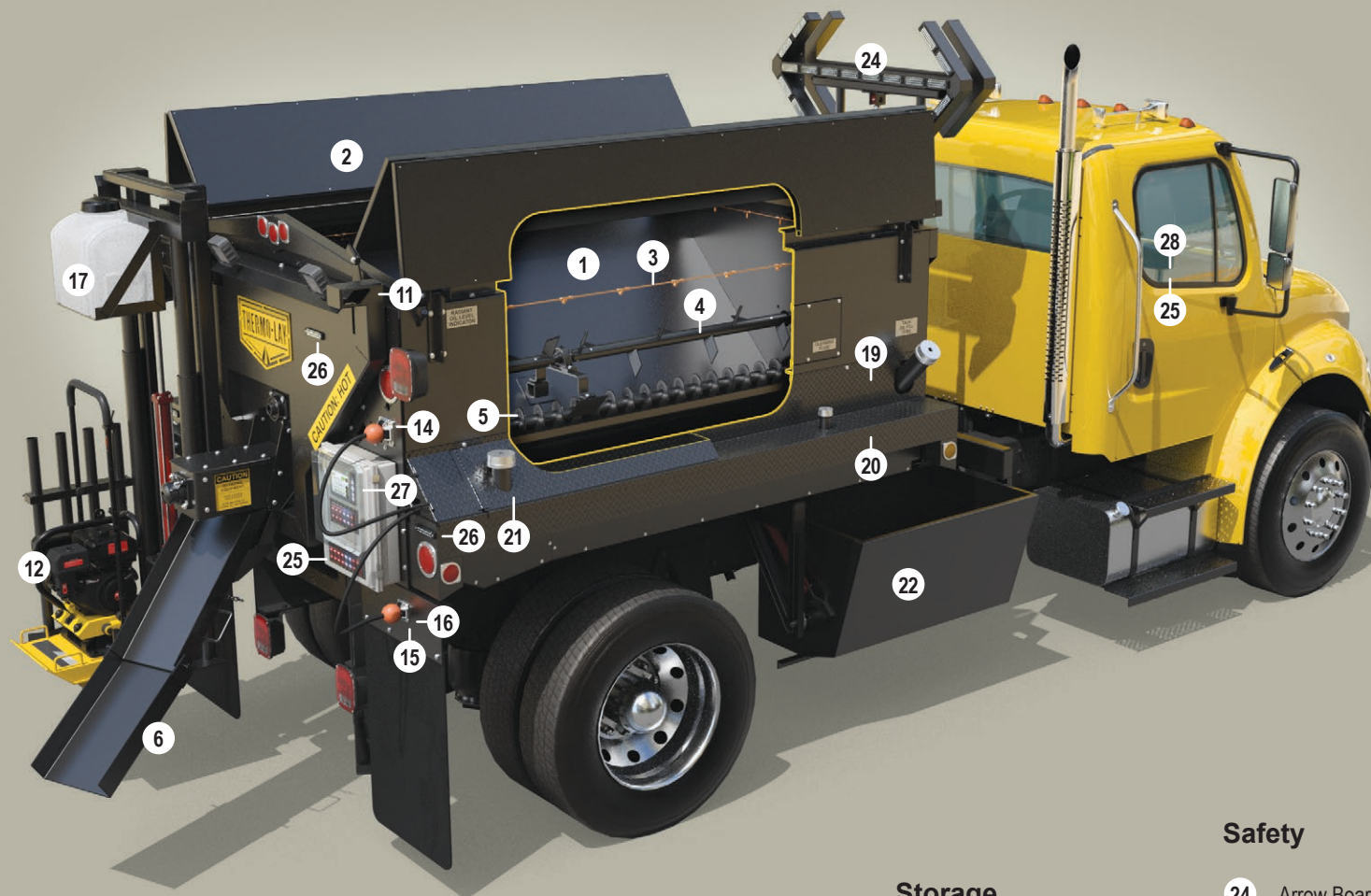
Steel auger (bottom) and anti-bridge bar (top) ensure clog-free asphalt conveyance and consistent heating.



Release agent spray bar coats hopper to prevent asphalt from sticking, so crews don't have to climb truck or enter hopper.



Radiant oil heating maintains asphalt and tack tank temperature with superior consistency and uniformity.



Conveyance

- 1 Hopper
- 2 Hydraulic Hopper Door
- 3 Hopper Spray Bar
- 4 Anti-bridge Bar
- 5 HD Steel Auger
- 6 Swivel Chute

Heating

- 7 Propane Tank
- 8 Propane Regulator
- 9 Propane Burner
- 10 Overnight Heater
- 11 Burner Exhaust

Tools

- 12 Compactor on Lift
- 13 Weed Burner
- 14 Tack Gun
- 15 Cleaning Wand
- 16 Hydraulic Tool Connection

Storage

- 17 Water Tank
- 18 Release Agent Tank
- 19 Tack Oil Tank
- 20 Cleaning Fluid Tank
- 21 Waste Tank
- 22 Spoils Bin
- 23 Storage Cabinet

Safety

- 24 Arrow Board
- 25 Emergency Stops
- 26 Safety Flashers

Controls

- 27 Rear Controls (CAN bus)
- 28 Cab Controls (CAN bus)
- 29 Valve Bank & Cooling Fan

TRUCKS

A Thermo-Lay truck is ideal for a dedicated asphalt repair crew with a demanding daily workload.

With a precision weight balance, touchscreen controls in the cab and at the tailgate, and seamless integration of the hydraulics using the truck PTO, your crews will enjoy unrivaled ease-of-use and capability.



Standard Features

- Touchscreen CAN bus controls
- Hydraulically operated spoils bins
- Insulated hopper doors and end walls
- Hopper door safety lockout
- Safety beacons and arrow board
- Multiple e-stops
- Steel auger with anti-bridge bar
- Release agent spray bar system
- 1-year parts/labor warranty

Options

- Compressor
- Hydraulic tool circuit
- Load scales
- AR steel auger
- Auger trough liner
- Folding 24" chute extension
- Compactor
- Extended warranty

hopper size	2 yard	4 1/4 yard	6 1/4 yard
hopper capacity	7,830 lb	16,000 lb	24,500 lb
burner / overnight heater	350,000 BTU / 4.4 kW	350,000 BTU / 9 kW	350,000 BTU / 9 kW
propane tank	30 gal	30 gal	30 gal
heat transfer fluid	55 gal	110 gal	165 gal
hydraulic fluid	10 gal	10 gal	10 gal
tack / solvent / water / waste	40 / 30 / 8 / 10 gal	120 / 30 / 8 / 10 gal	120 / 30 / 8 / 10 gal
compactor lift	rear	rear or side	rear or side
auger dimensions / pitch	64"x6" / 4"	118"x6" / 4"	152"x6" / 3"
unit dimensions / weight	24 1/2"x78"x63" / 4,500 lb	108 1/2"x78"x63" / 9,000 lb	142 1/2"x78"x63" / 11,250 lb
min. chassis required	17,500 GVWR single-axle	19,500-33,000 GVWR single-axle	33,001-80,000 GVWR double-axle

4¼
yard



ELECTRIC

When zero chassis emissions is needed, we're proud to offer the market's only EV solution. Built on an American-made Battle Motors chassis, our truck gives you optimal weight distribution, overnight charging, and full-shift operation.

2
yard



NON-CDL

If you need more flexibility regarding who operates your asphalt repair truck, our non-CDL option can be driven by anyone with a standard driver's license.



SMART CONTROLS

Every Thermo-Lay machine has a state-of-the-art CAN bus control system that gives fingertip access to all functions. The technology reduces wiring, boosts reliability, and has onboard diagnostics to streamline remote troubleshooting.

Best of all, the controls prioritize safety, with interlocks and e-stops to protect your crew.

HOOK-LIFTS

With a Thermo-Lay hook-lift machine, you can maximize fleet versatility and avoid the chassis procurement delays.

A built-in hydraulic power system makes this machine completely self-contained. Just mount the unit on your existing hook-lift chassis whenever you need to make road repairs. Thermo-Lay offers compatibility with all hook-lift brands.



Standard Features

- Touchscreen CAN bus controls
- Insulated hopper doors and end walls
- Hydraulic power unit
- Hopper door safety lockout
- Safety beacons and arrow board
- E-stop
- Steel auger with anti-bridge bar
- Release agent spray bar system
- 1-year parts/labor warranty

Options

- Compressor
- Hydraulic tool circuit
- Load scales
- AR steel auger
- Auger trough liner
- Folding 24" chute extension
- Compactor
- Extended warranty

hopper size	2 yard	4¼ yard	6¼ yard
hopper capacity	7,830 lb	16,000 lb	24,500 lb
burner / overnight heater	350,000 BTU / 4.4 kW	350,000 BTU / 9 kW	350,000 BTU / 9 kW
propane tank	30 gal	30 gal	30 gal
heat transfer fluid	55 gal	110 gal	165 gal
hydraulic fluid	10 gal	10 gal	10 gal
tack / solvent / water / waste	40 / 30 / 8 / 10 gal	120 / 30 / 8 / 10 gal	120 / 30 / 8 / 10 gal
compactor lift	rear or side	rear or side	rear or side
auger dimensions / pitch	64"x6" / 4"	118"x6" / 4"	152"x6" / 3"
unit dimensions / weight	24½"x78"x63" / 4500 lb	108½"x78"x63" / 9000 lb	142½"x78"x63" / 11,250 lb
min. chassis required	17,500 GVWR single-axle	19,500-33,000 GVWR single-axle	33,001-80,000 GVWR double-axle

SLIDE-INS

With a slide-in machine from Thermo-Lay, you can easily repurpose your dump truck or plow truck. Place the unit in the truck's dump body with a fork truck, then latch the corners to secure it in place.

As with the hook-lift unit, our slide-in has an integral hydraulic power system, making it completely self-contained.



Standard Features

- Touchscreen CAN bus controls
- Insulated hopper doors and end walls
- Hydraulic power unit
- Hopper door safety lockout
- Safety beacons and arrow board
- E-stop
- Steel auger with anti-bridge bar
- Release agent spray bar system
- 1-year parts/labor warranty

Options

- Compressor
- Hydraulic tool circuit
- Load scales
- AR steel auger
- Auger trough liner
- Folding 24" chute extension
- Compactor
- Extended warranty

hopper size	2 yard	4¼ yard	6¼ yard
hopper capacity	7,830 lb	16,000 lb	24,500 lb
burner / overnight heater	350,000 BTU / 4.4 kW	350,000 BTU / 9 kW	350,000 BTU / 9 kW
propane tank	30 gal	30 gal	30 gal
heat transfer fluid	55 gal	110 gal	165 gal
hydraulic fluid	10 gal	10 gal	10 gal
tack / solvent / water / waste	40 / 30 / 8 / 10 gal	120 / 30 / 8 / 10 gal	120 / 30 / 8 / 10 gal
compactor lift	rear	rear	rear
auger dimensions / pitch	64"x6" / 4"	118"x6" / 4"	152"x6" / 3"
unit dimensions / weight	24½"x78"x63" / 4500 lb	108½"x78"x63" / 9000 lb	142½"x78"x63" / 11,250 lb
min. chassis required	17,500 GVWR single-axle	19,500-33,000 GVWR single-axle	33,001-80,000 GVWR double-axle

TRAILERS

A trailer offers maximum fleet flexibility. It attaches in minutes to a variety of truck chassis, and it occupies a small footprint in your yard when not in use.

Precise weight distribution makes towing safe and easy. An onboard hydraulic power unit and generator eliminate the need for any connections beyond brake and signal lights.



Standard Features

- Touchscreen CAN bus controls
- Insulated hopper doors and end walls
- Hydraulic power unit
- Hopper door safety lockout
- Safety beacons and arrow board
- E-stop
- Steel auger with anti-bridge bar
- Release agent spray bar system
- 1-year parts/labor warranty

Options

- Compressor
- Hydraulic tool circuit
- Load scales
- AR steel auger
- Auger trough liner
- Folding 24" chute extension
- Compactor
- Extended warranty

	2 yard	4 1/4 yard
hopper size	2 yard	4 1/4 yard
hopper capacity	7,830 lb	16,000 lb
burner / overnight heater	350,000 BTU / 4.4 kW	350,000 BTU / 9 kW
propane tank	30 gal	30 gal
heat transfer fluid	55 gal	110 gal
hydraulic fluid	10 gal	10 gal
tack / solvent / water / waste	40 / 30 / 8 / 10 gal	120 / 30 / 8 / 10 gal
compactor lift	rear or side	rear or side
auger dimensions / pitch	64"x6" / 4"	118"x6" / 4"
unit dimensions / weight	24½"x78"x63" / 4,500 lb	108½"x78"x63" / 9,000 lb

MORE THAN A MACHINE

Asphalt patching equipment is only as good as the people, resources, and support infrastructure that stand behind it. Trust the Thermo-Lay team and dealer network to be partners in your success—for as long as you own your machine.



CUSTOMIZATION

Every asphalt repair crew is different. Whatever your special requirements, rest assured Thermo-Lay will go the extra mile to deliver a machine that maximizes your capabilities, productivity, and safety.



PARTS & SERVICE

When it comes to asphalt repair, success is a ground game. Thermo-Lay's regional parts, service, support, and training network ensures help is close at hand when you need it.



EXPERTISE & ADVICE

Technical knowledge, industry insight, and applications expertise—the Thermo-Lay team has it all. When your team needs guidance and training, we're here to help.



Thermo-Lay Manufacturing

2280 E. Commercial St. • Meridian, ID 83642
(406) 259-9525 • www.thermo-lay.com